



S014 AND S016 CONVERTER ASSEMBLY INSTRUCTIONS


These boards allow you to use SMD chips with boards that only accommodate a through-hole package.



Using this style of [right-angle head pins](#), trim the long legs down so they won't interfere with the opposite side.



Line up the trimmed pins with the surface pads on the back side, making sure the vertical pins are aligned with circles. Solder both header pins in place, being careful not to melt too much solder onto the pads. Not a bad idea to check with a multimeter that no pins are shorted together.



The result should fit nicely into the allotted space for the DIP package equivalent.

