



# SKELE KLONE

## DESCRIPTION

The SKELEKLONE is based on the Bare Bone Klone concept put forth by FSB member earthtonesaudio. The idea being that the charge pump in the Klone is unnecessary, as the only reason it's there is to keep the 2<sup>nd</sup> opamp from clipping. However, since clipping diodes are in the signal path before signal reaches that opamp, and the fact that the 2<sup>nd</sup> opamp in a Klone can clip even with a charge pump, the presence of the charge pump isn't really needed. Especially if you use op-amps that sound better when distorted. To simplify things, I laid this circuit out to use a quad opamp instead of 2 dual opamps. The TL074 will work, but a higher quality quad (OPA4134 for example) may sound better. I've also left out the buffered bypass components so true bypass wiring can be used.

## BILL OF MATERIALS

### Resistors

R1	1M
R2	10k
R3	1M
R4	5.1k
R5	1.5k
R6	1k
R7	10k
R8	1.5k
R9	2.2k
R10	15k
R11	410k
R12	1k
R13	15k
R14	22k
R15	47k
R16	27k
R17	12k
R18	68k

R19	1.8k
R20	100k
R21	100k
R22	4.7k
R23	560Ω
R24	27k
R25	27k
CLR	4.7k

### Capacitors

C1	100n
C2	100n
C3	68n
C4	390n
C5	68n
C6	82n
C7	1μ
C8	390p

C10	1μ
C11	1μ
C12	2.2n
C13	27n
C14	4.7n
C15	3.9n
C16	4.7μ
C17	100μ
C18	10μ

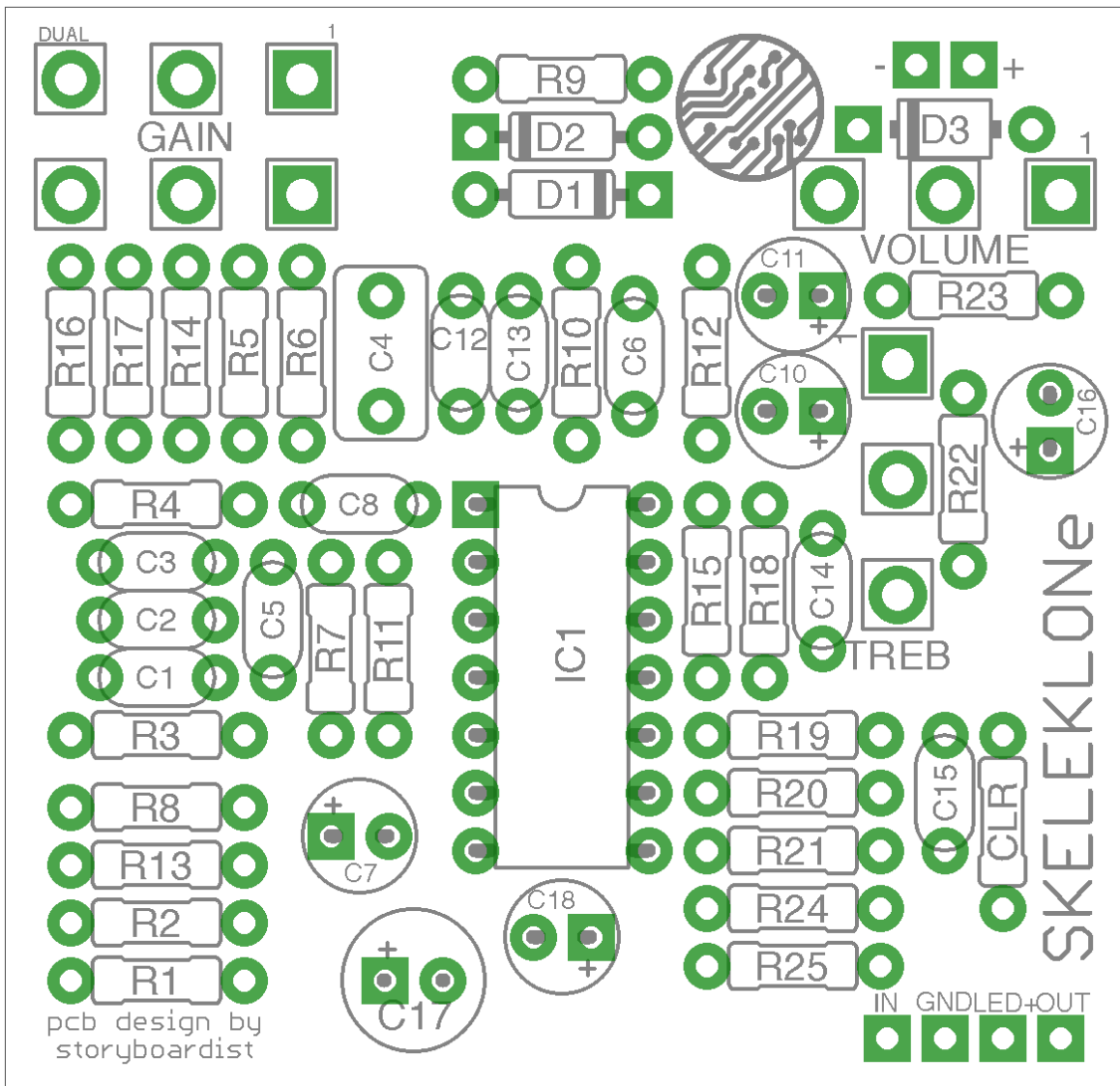
Semiconductors

IC1	Quad opamp
D1-2	1N34a
D3	1N4001

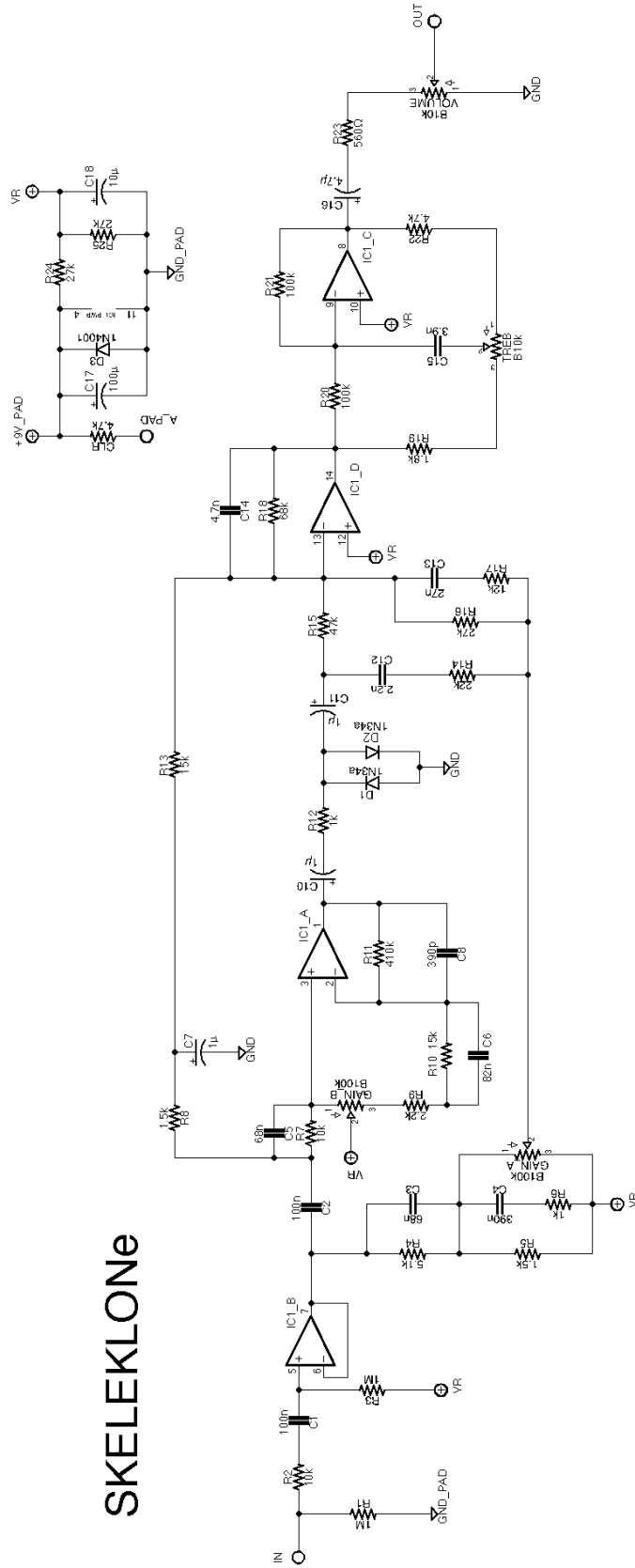
Electromechanical

Gain	B100k dual-gang
Treble	B10k
Volume	B10k

LAYOUT

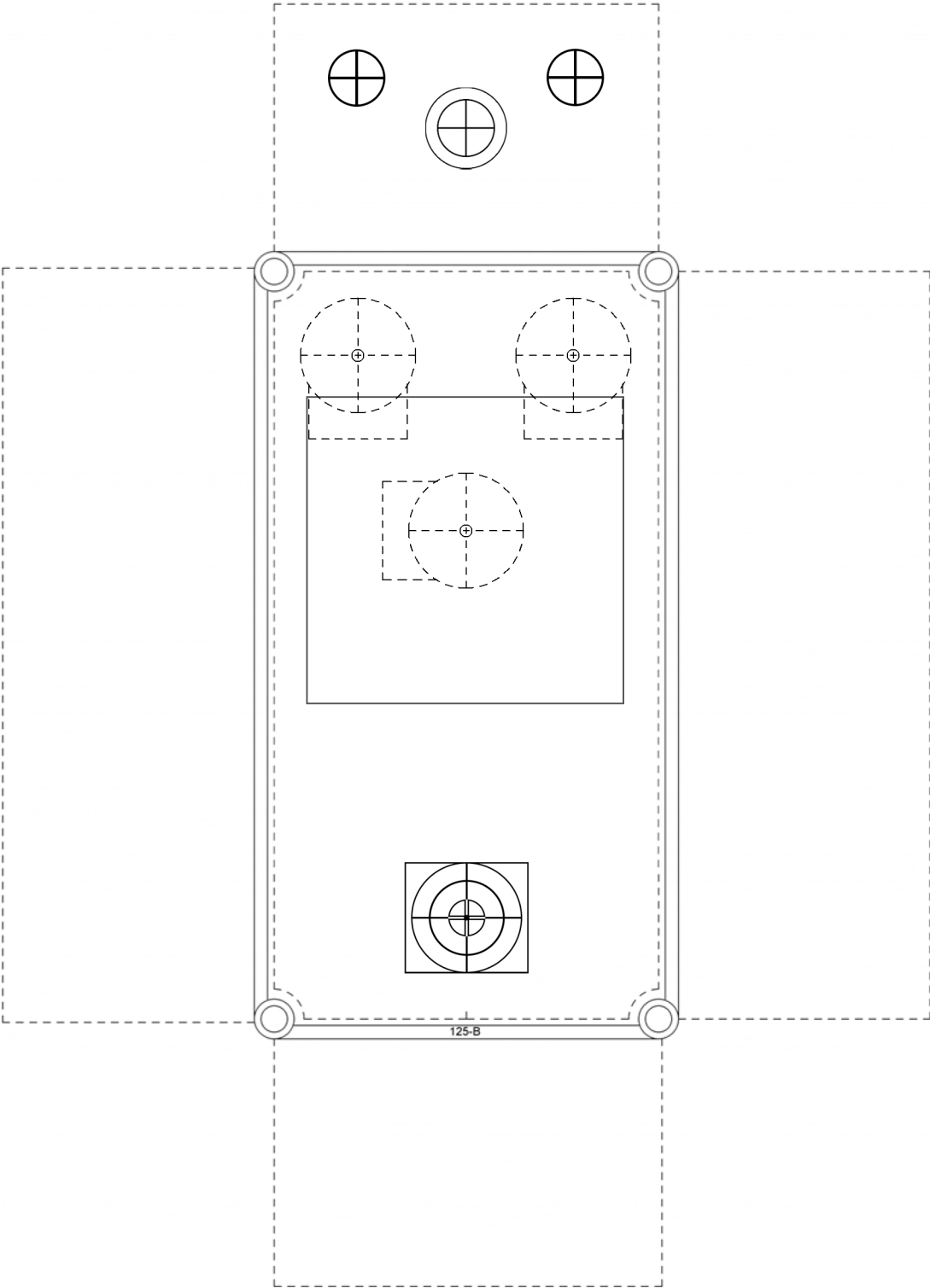


# SCHEMATIC

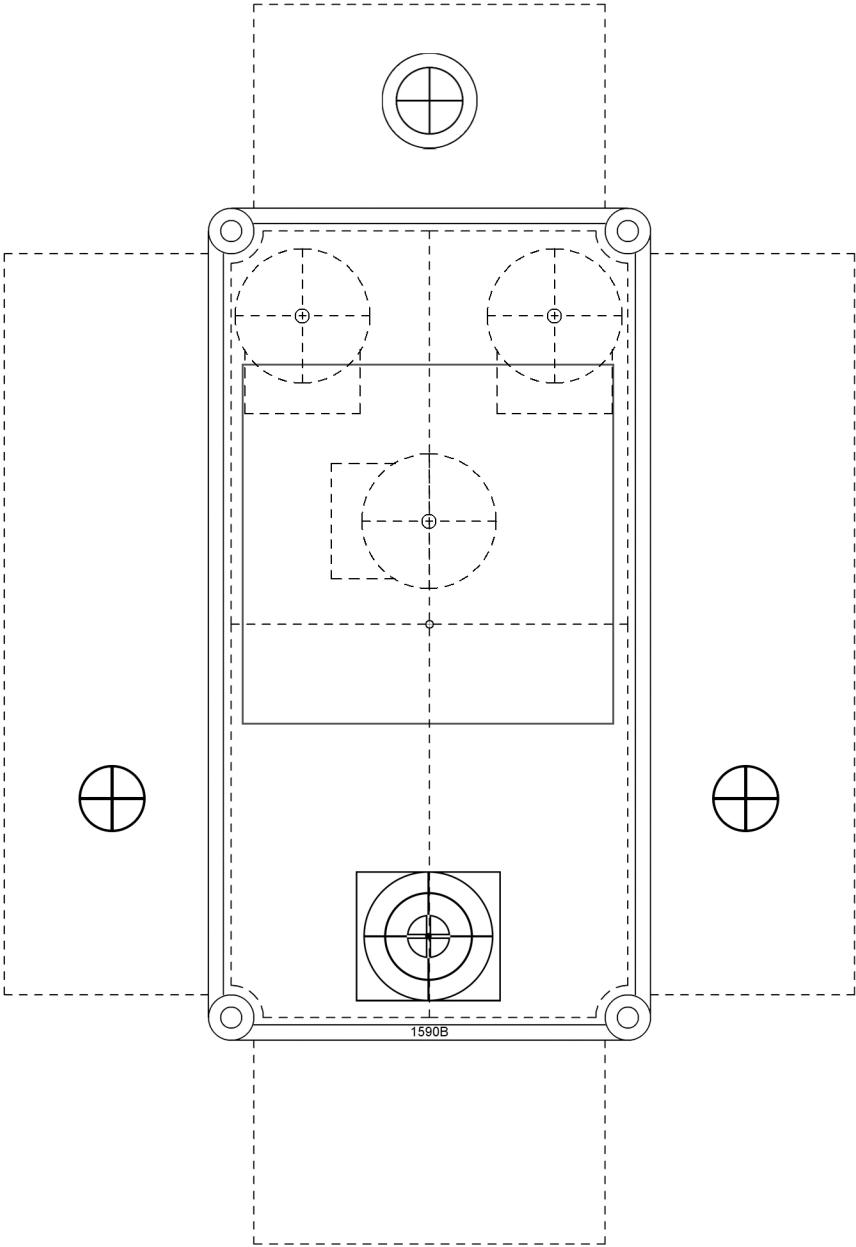


SKELEKLONE

**DRILL TEMPLATE (125B)**



**DRILL TEMPLATE (1590B)**



EFFECTS LAYOUTS © 2017  
For DIY and small commercial applications.  
Not for non-peer to peer resale.